

PM2.5 Report — Week 14

AQI Guidelines from WHO

| | PM2.5 |
|----------------|-------------------------------|
| Very good | <15 $\mu\text{g}/\text{m}^3$ |
| Good | <35 $\mu\text{g}/\text{m}^3$ |
| Acceptable | <75 $\mu\text{g}/\text{m}^3$ |
| Poor | <155 $\mu\text{g}/\text{m}^3$ |
| Extremely poor | >155 $\mu\text{g}/\text{m}^3$ |

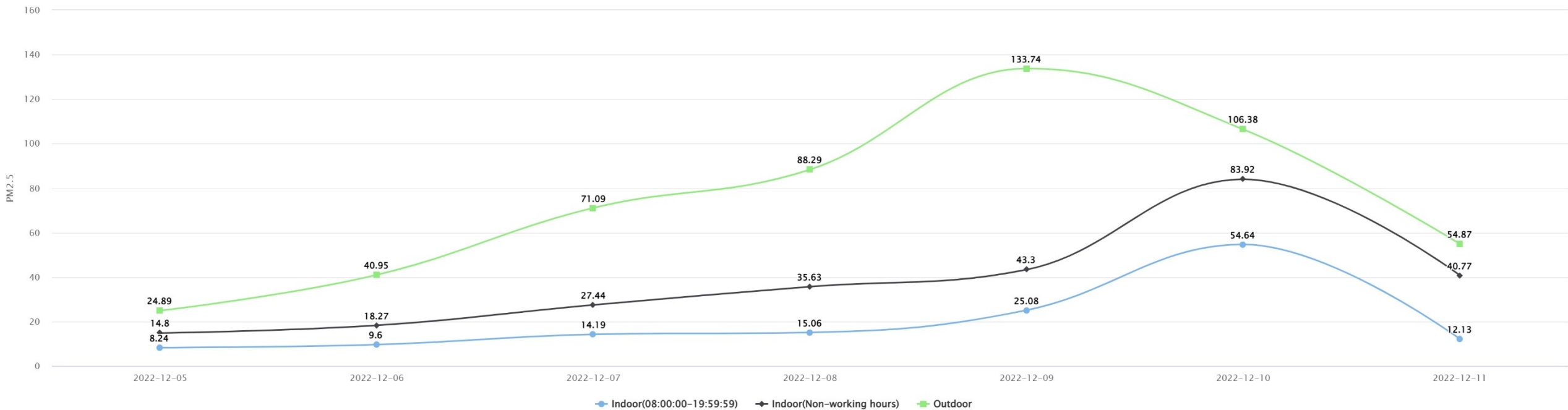
Note:

- The data of Indoor PM2.5 comes from indoor devices, TSI Air Assure, which transfers instant data into cloud server 24 hours a day.
- Daily Indoor PM2.5 data is divided into two parts, the first part is average reading value during 8:00-20:00, the second part is average data during the rest time of the day.
- The data Outdoor PM2.5 comes from Moji Weather Forecast, individual outdoor sensor is also available, which indicate particle data more accurately.
- Breakpoints are daily averages during operation hours.
- Your operation hours are defined as 8.0h - 20.0h
- The reduction factor represents the indoor to outdoor particulate matter ratio, this number tells you how much of the outdoor pollution was removed indoors.
- The data coverage represents the percentage of the received data points in comparison with the maximum possible amount of data points during your defined opening hours. The higher the data coverage, the better. A low data coverage could hint to problems with the connectivity and/or electricity.

Design Center

Blue Line — Indoor (8:00am~18:00pm)
 Black Line — Indoor (Nonworking Hours)
 Green Line — Outdoor

Design Center (IPM251508016) – Average
 2022-12-05 – 2022-12-11

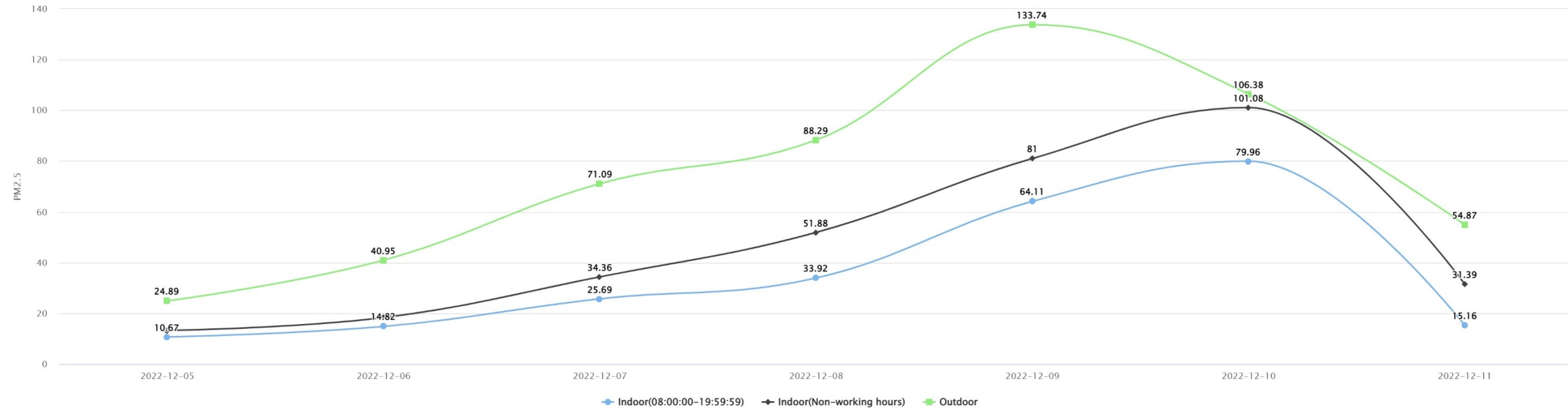


Early Years

Blue Line — Indoor (8:00am~18:00pm)
 Black Line — Indoor (Nonworking Hours)
 Green Line — Outdoor

Early Years (IPM251841054) – Average

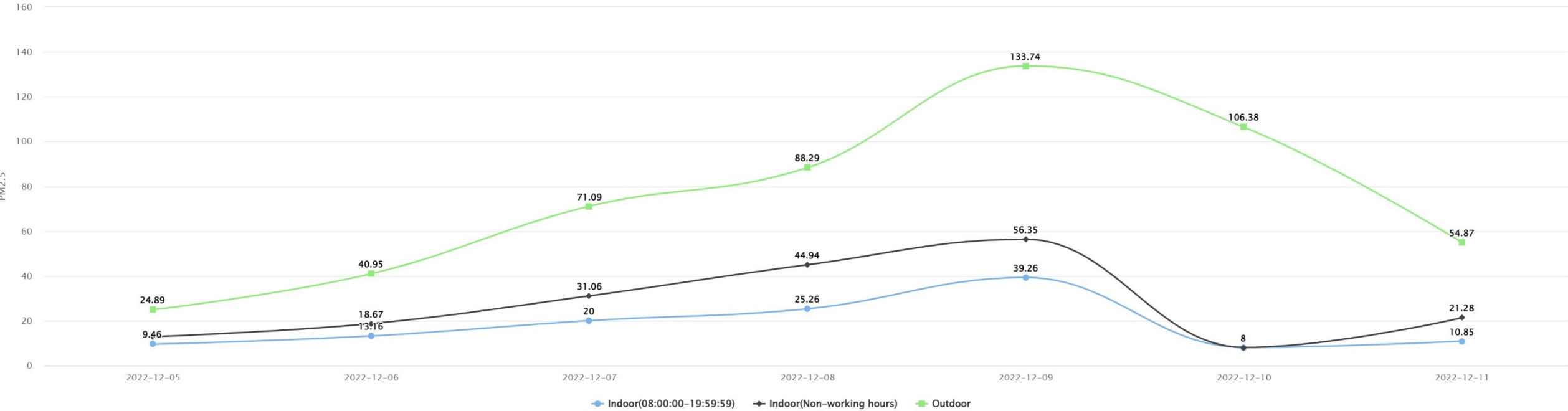
2022-12-05 – 2022-12-11



EY Dining Room

Blue Line — Indoor (8:00am~18:00pm)
 Black Line — Indoor (Nonworking Hours)
 Green Line — Outdoor

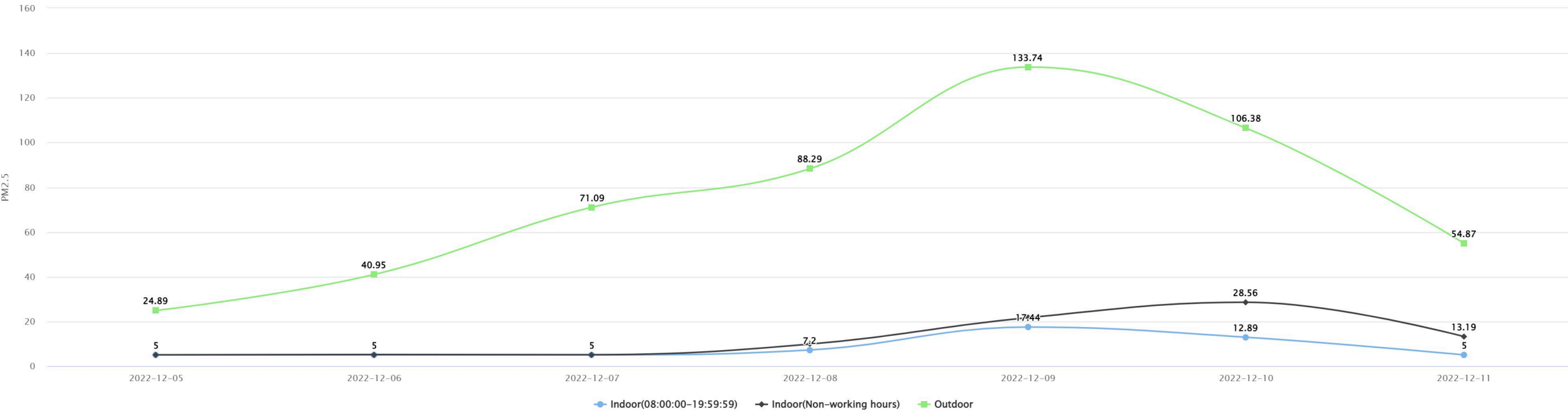
EY Dinning Room (IPM251841053) – Average
 2022-12-05 – 2022-12-11



Main Building Cafeteria

Blue Line — Indoor (8:00am~18:00pm)
 Black Line — Indoor (Nonworking Hours)
 Green Line — Outdoor

Cafeteria (IPM251534008) – Average
 2022-12-05 – 2022-12-11

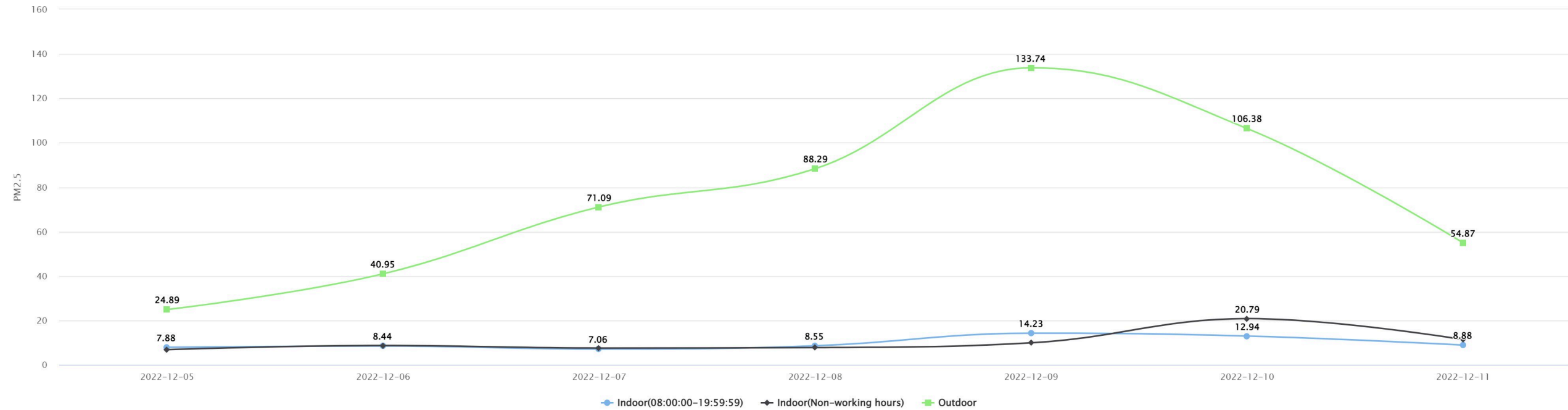


Centre Fitness Room

Blue Line — Indoor (8:00am~18:00pm)
Black Line — Indoor (Nonworking Hours)
Green Line — Outdoor

Fitness Room Center (IPM251514006) - Average

2022-12-05 - 2022-12-11



Centre Lobby

Blue Line — Indoor (8:00am~18:00pm)
 Black Line — Indoor (Nonworking Hours)
 Green Line — Outdoor

Lobby of Center (IPM251515027) - Average

2022-12-05 - 2022-12-11

