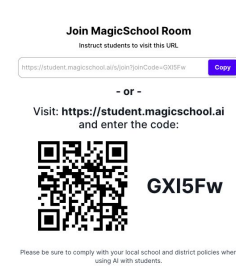


How To Begin Use MagicSchool Tools

Instructions: Please follow the steps below to access MagicStudent and begin using the MagicStudent Tools that your teacher has assigned to you for this lesson.

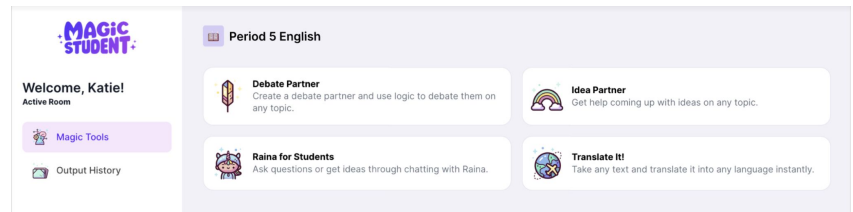
Step 1: Use the link/code provided by your teacher to access your MagicStudent session.



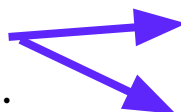
Step 2: Enter your first name only into the space that asks for the Student Name.



Step 3: Take a look at the tools that your teacher has assigned for this session and click on the tool you would like to use first.



Step 4: Enter your **inputs** into the required sections.



YouTube Video Summarizer

Get a summary of a YouTube video in whatever length you choose.

Length of summary:

1 paragraph, 1 page, 5 bullet points, 500 words

Video ID or URL: **BETA**

https://www.youtube.com/watch?v=8pIIOX_V25Q or 8pIIOX_V25Q

Step 5: Click **Generate** and wait for the magic to happen.

